

Product Picture



Model: C716



With EU name plate frame
Model: C715

Specifications

- Two ultrasonic sensors installed on left and right of the system, once color camera installed in the middle of the system.
- The sensors aid detecting potential obstacles and enable accurate distance measurement to make reversing safe and convenient
- Auto-detecting and auto-alarming mechanism
- Detecting range: 0.3 to 2m acoustic signal increases in frequency, when obstacles move closer within 1.50m
- The system could be connected with all car monitors
- Easy to install ,no damage to car bumper


Technical Parameters

- | | |
|----------------------------------|---|
| 1. Rated Voltage: 12V DC | 9. Mini illumination: 0.1 lux |
| 2. Operating Range: 10.5V~16V DC | 10. TV system: PAL/NTSC |
| 3. Rated Current: 100mA~200mA | 11. Camera angle: 120 degree |
| 4. Detecting Distance: 0.3—2.0M. | 12. Syetem sensor angle: 110 degree |
| 5. Ultrasonic Frequency: 40KHz | 13. Video output: 1.0Vpp composite video at 75 ohms |
| 6. Image sensor: CMOS | 14. Buzzer sound: 100dB |
| 7. Total pixels: 640 x 480 | 15. Operating temperature: -20 - 70 deg. C |
| 8. Resolution: 480 TV lines | 16. Size: 66.5 x 32 x 24.8 mm |

Alarm Mode

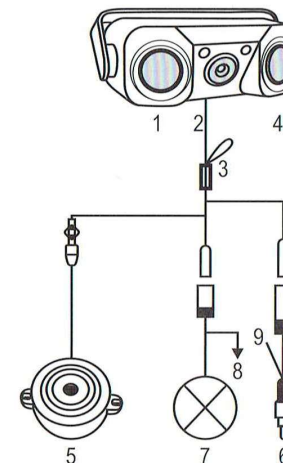

Distance	Safe Zone	Alarm Sound	OSD Park Line
>2m	Safe	No Sound	Green digit and park line
1.6-2m	Safe	No Sound	Green digit and park line
1.0-1.5m	Alarm	BI---	Green digit and park line
0.6-0.9m	Alarm	BI--BI--	Yellow digit and park line
0.5m	Danger	BI-BI-	Red digit and park line
0.3-0.4m	Danger	BIBIBI	Red digit and park line
<0.3m	Danger	BIBIBI	Red STOP

The Image is as Below



Installation

- A** Install at the place of license name plate or near the name plate light
- E** Power supply, the red wire connect to the reversing light and the black one connect to the GND
- C** Buzzer, in the car trunk
- D** Signal output to the monitor or DVD monitor, etc



- 1 Left sensor
- 2 Camera
- 3 Optional cable, Default is PAL system, cut it is NTSC system
- 4 Right sensor
- 5 Buzzer
- 6 AV signal
- 7 Red wire, connect to the reversing light Positive
- 8 Black wire ,connect to the GND
- 9 Output 12V for Car DVD trigger